



| 2AM/3AM/4AM/8AM SERIES

Motor Protector

Introduction

Klixon® automatic motor protectors (AM series) are small, light weight and sensitive to temperature and current. The sealed steel cases will stand most dip and bake processes and can be mounted directly on motor windings for fast detection of temperature changes.



2AM - 4AM



8AM



2/3/4AM SPECIFICATIONS

Application Range

Available in a range of temperature and current sensitivities, the 2AM is suitable for a wide variety of applications. Designed to be mounted on the windings of electric motors and transformers, the 2AM protects against overheating and electrical overloading, offering the highest standards of safety and long term reliability.

Robust Sealed Construction

The 2AM's steel case is epoxy sealed and then insulated with a Mylar® sleeve allowing direct mounting on the windings. Robust construction and ability to withstand typical mechanical pressures make the 2AM ideal for installation during the manufacture of electric motors and transformers. Where necessary, additional sealing can be provided to prevent epoxy ingress with specialized impregnation processes.

Flexibility

By adding a customized 3rd lead, the standard device becomes a dual circuit 4AM, ideal protection for dual voltage or dual speed applications. For higher horse power applications, the 3AM provides protection for fault conditions up to 60 Amps. With a range of anticipating heaters matching protector to motor from 6 to 60 Amps and operating temperatures from 90 to 150°C, the 2AM series provides unsurpassed design flexibility for motor and transformer applications.



8AM SPECIFICATIONS

Introduction

Designed specifically for motors with a fast rate of temperature rise (25-35°C/sec), the 8AM provides economical protection for a full range of motors and transformers ranging from washing machines to vacuum cleaners; computer disk drives to high capacity automotive motors.

This unique design is capable of providing all mode protection:

- Locked Rotor
- Running Overload
- Low Voltage
- Run Both Winding

Reasons to use the 8AM Protector in your Product

- Compact, Easy to Install
- Individually temperature calibrated and checked
- Positive make-and-break with Klixon® snapaction disc
- Gasketed steel case suitable for many impregnation processes
- Current and temperature sensitivity for maximum design flexibility
- Specially designed terminals for easy addition of wireleads.

Typical Applications

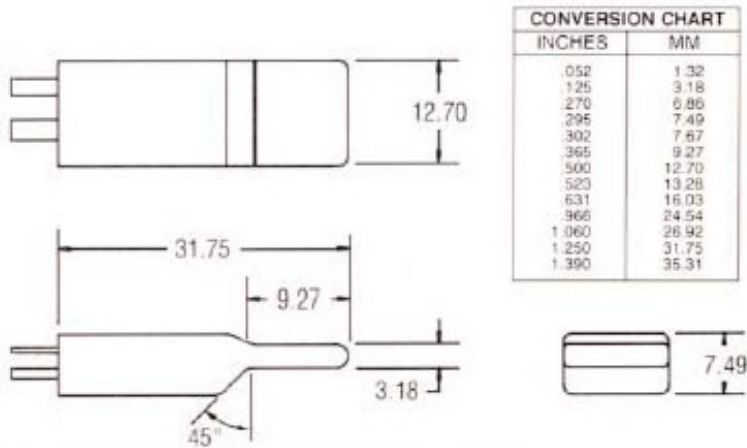
- Split-Phase Motors
- Ballast Protection
- Transformers
- Automotive Motors
- Solenoids



DIMENSIONS AND DIAGRAMS

Dimensions in mm (Inches)

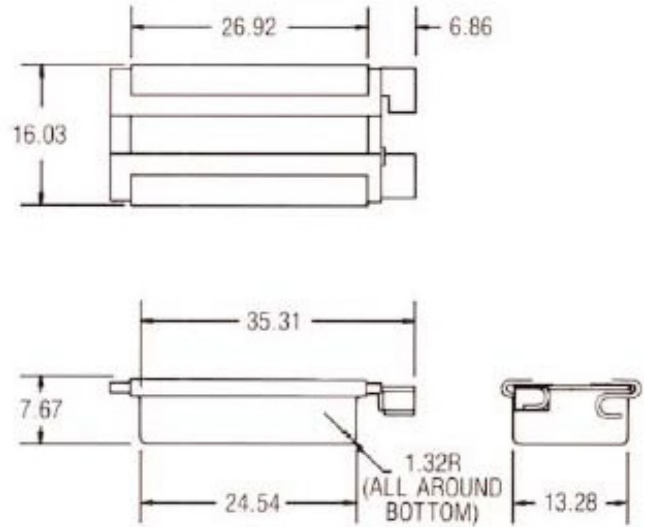
2AM Dimensions



NOTE: Nominal dimensions for reference purposes only (Millimeters)

Contact TI Canada for additional information

8AM Dimensions



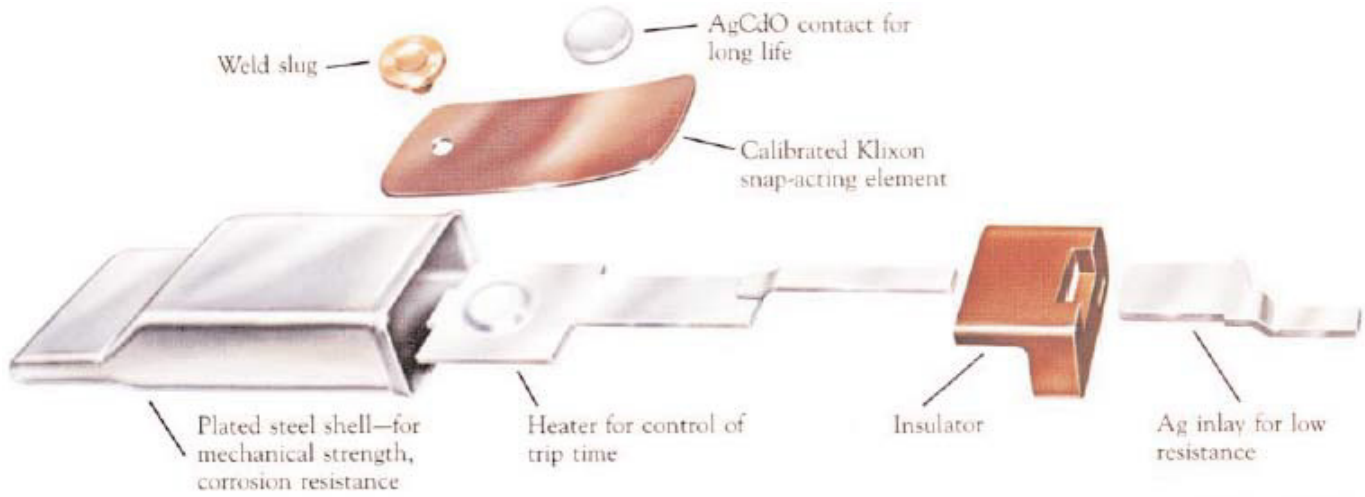
Closed Contacts



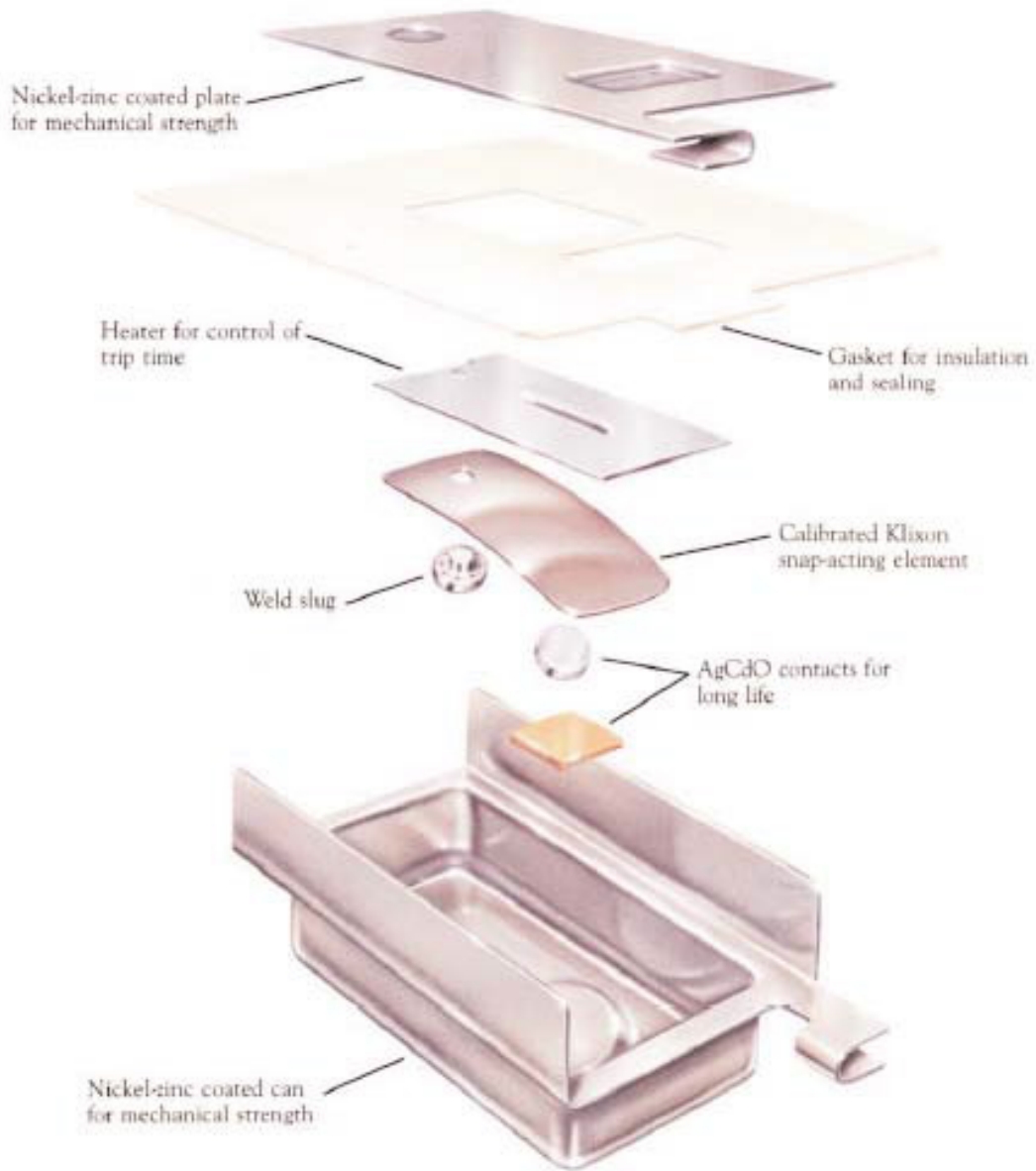
Open Contacts



2AM Series

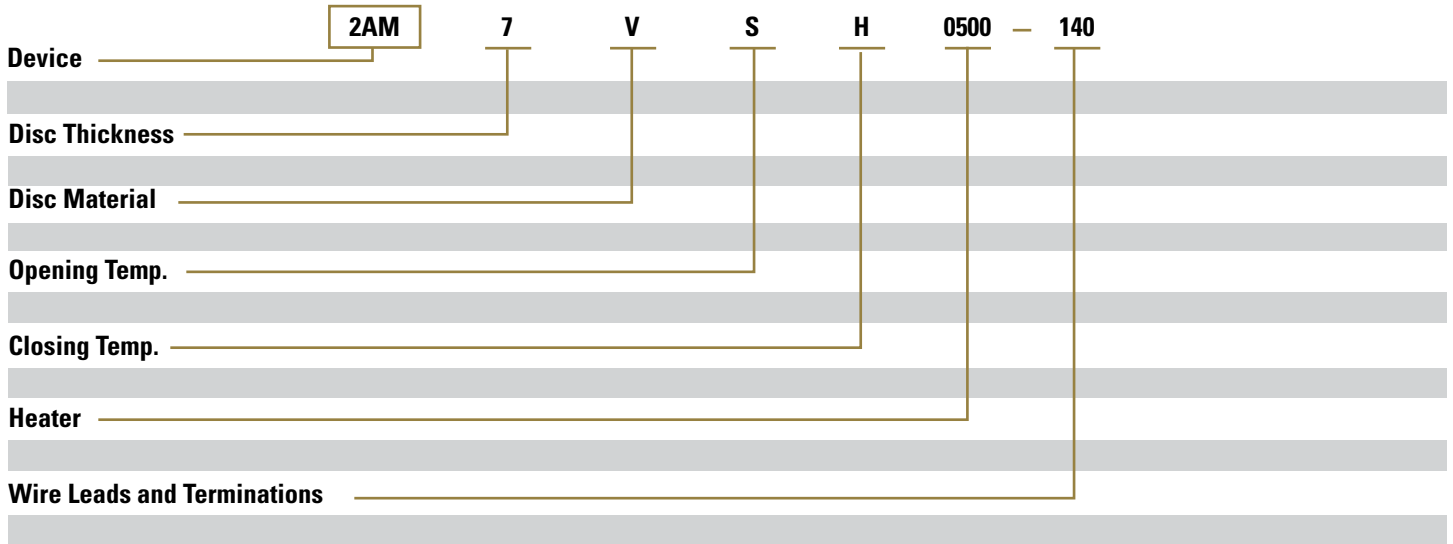


8AM Series Breakdown

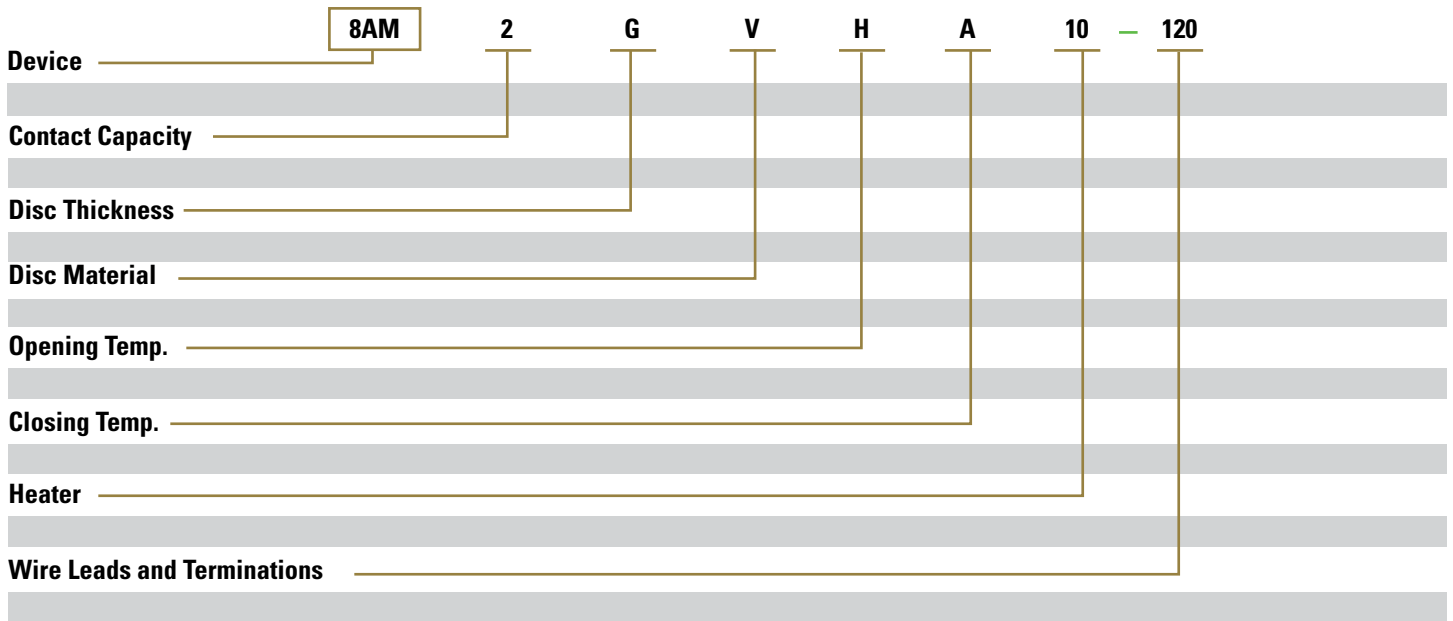




2/3/4AM Series



8AM Series





VOLTAGE RATINGS, AGENCY APPROVALS, & CERTIFICATIONS



| | 120V | 240V | UL | CSA | CNR | ENEC |
|-------------|------|------|--|---|----------------------|---|
| 2AM | 50 | 37 | Standard 547 Guide No. 400-H13-C File E15962 | File LR2341C Guide No. 184-N-13.90 Class 3211 | | Standard EN60730-2-2 File 2014531-19 |
| 3AM | 60 | 45 | | | | |
| 4AM | 50 | 37 | | | | |
| 8AM1 | 50 | | Standard UL2111 | | Standard C22.2 No 77 | Standard EN60730-2-2 File 2014531-08 |
| 8AM2 | 35 | | | | | |
| 8AM3 | 60 | | | | | |

Sensata Technologies, Inc. ("Sensata") data sheets are solely intended to assist designers ("Buyers") who are developing systems that incorporate Sensata products (also referred to herein as "components"). Buyer understands and agrees that Buyer remains responsible for using its independent analysis, evaluation and judgment in designing Buyer's systems and products. Sensata data sheets have been created using standard laboratory conditions and engineering practices. Sensata has not conducted any testing other than that specifically described in the published documentation for a particular data sheet. Sensata may make corrections, enhancements, improvements and other changes to its data sheets or components without notice.

Buyers are authorized to use Sensata data sheets with the Sensata component(s) identified in each particular data sheet. HOWEVER, NO OTHER LICENSE, EXPRESS OR IMPLIED, BY ESTOPPEL OR OTHERWISE TO ANY OTHER SENSATA INTELLECTUAL PROPERTY RIGHT, AND NO LICENSE TO ANY THIRD PARTY TECHNOLOGY OR INTELLECTUAL PROPERTY RIGHT, IS GRANTED HEREIN. SENSATA DATA SHEETS ARE PROVIDED "AS IS". SENSATA MAKES NO WARRANTIES OR REPRESENTATIONS WITH REGARD TO THE DATA SHEETS OR USE OF THE DATA SHEETS, EXPRESS, IMPLIED OR STATUTORY, INCLUDING ACCURACY OR COMPLETENESS. SENSATA DISCLAIMS ANY WARRANTY OF TITLE AND ANY IMPLIED WARRANTIES OF MERCHANTABILITY, FITNESS FOR A PARTICULAR PURPOSE, QUIET ENJOYMENT, QUIET POSSESSION, AND NON-INFRINGEMENT OF ANY THIRD PARTY INTELLECTUAL PROPERTY RIGHTS WITH REGARD TO SENSATA DATA SHEETS OR USE THEREOF.

All products are sold subject to Sensata's terms and conditions of sale supplied at www.sensata.com SENSATA ASSUMES NO LIABILITY FOR APPLICATIONS ASSISTANCE OR THE DESIGN OF BUYERS' PRODUCTS. BUYER ACKNOWLEDGES AND AGREES THAT IT IS SOLELY RESPONSIBLE FOR COMPLIANCE WITH ALL LEGAL, REGULATORY AND SAFETY-RELATED REQUIREMENTS CONCERNING ITS PRODUCTS, AND ANY USE OF SENSATA COMPONENTS IN ITS APPLICATIONS, NOTWITHSTANDING ANY APPLICATIONS-RELATED INFORMATION OR SUPPORT THAT MAY BE PROVIDED BY SENSATA.

Mailing Address: Sensata Technologies, Inc., 529 Pleasant Street, Attleboro, MA 02703, USA.

CONTACT US

Americas

+1 (508) 236-2551
electrical-protection-sales@sensata.com

Europe, Middle East & Africa

+31743578156
info-sse@list.sensata.com

Asia Pacific

sales.isasia@list.sensata.com
China +86 (21) 2306 1500
Japan +81 (45) 277 7117
Korea +82 (31) 601 2004
India +91 (80) 67920890
Rest of Asia +886 (2) 27602006 ext 2808