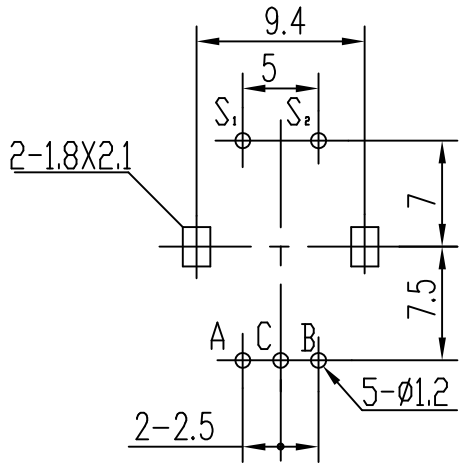
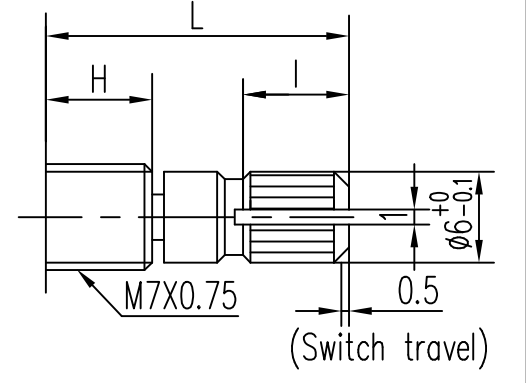


H	5	7	
L	15	20	25
F	8	10	12

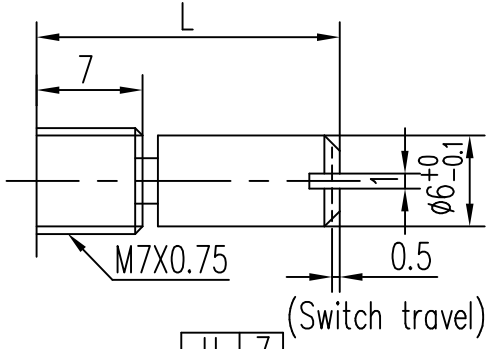


P.C.B MOUNTING HOLE DETAIL



H	5		
L	15	20	25
I	6	10	12

H	7		
L	15	20	25
I	5	8.5	10



H	7		
L	15	20	25

江苏国科新昌科技有限公司

JIANG SU GUO KE XIN CHANG ELECTRONIC CO., LTD

			Projected view		PART NO.	E11	
NO.	DESCRIPTION		DATE	TOL UNLESS OTHERWISE STATED			
DRAWN BY	CHECKED BY	APPROVED BY	Less than 10 ±0.3			NAME	E11-1S
			above 10~30 ±0.5			DWG NO.	
			above 30~100 ±1				
			above ±5°				